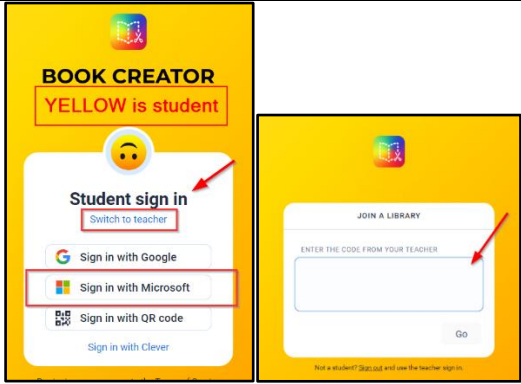
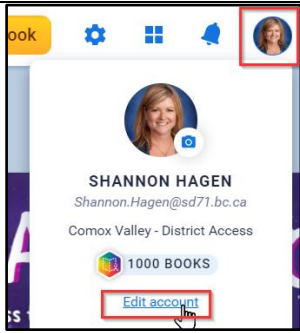
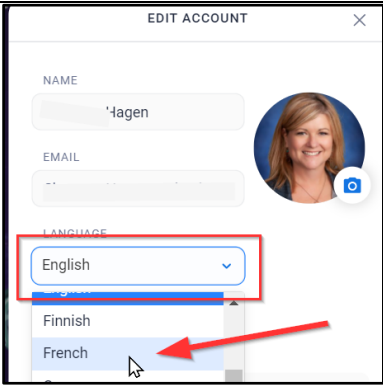


Changing Language in Book Creator

<p>1</p>	<p>Go to Book Creator web version: www.app.bookcreator.com. Use the “Sign in with Microsoft” link to sign in. If this is the first time logging in to THE TEACHER’S LIBRARY, you will be prompted with an access code.</p>	
<p>2</p>	<p>Once logged in, change the primary language of the Book Creator app, by clicking on the profile picture, top right. Click on “Edit account”.</p>	
<p>3</p>	<p>Click on the drop down under the Language section and select the desired language.</p>	
<p>4</p>	<p>This will change the default language for the interface, audio, and search options.</p>	