

A QUICK GUIDE TO

Created by @miss_aird

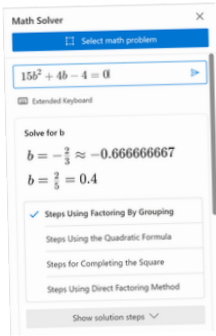
MATH SOLVER

WHAT IS MATH SOLVER?

Microsoft Math Solver app provides help with a variety of problems including arithmetic, algebra, trigonometry, calculus, statistics, and other topics using an advanced AI powered math solver. Simply write a problem on screen or use the camera to snap a math photo. Math Solver instantly recognizes the problem and helps you to solve it.

SOLVE EQUATIONS

After opening Math Solver, you can use the **selection tool to capture the math equation** you want to solve or enter it using the math keyboard.



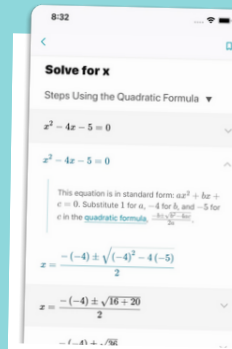
After selecting the equation, click **'Solve'** to get solution. Math Solver provides instant solutions and goes a step beyond, with **step-by-step guidance** using various problem-solving methods.

To view steps, select the problem-solving method and click **'Show solution steps'**

STEP-BY-STEP EXPLANATIONS

Get step-by-step explanations, see how to solve problems and show your work

Get definitions for mathematical concepts

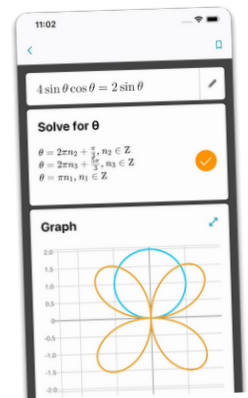


GRAPH PROBLEMS

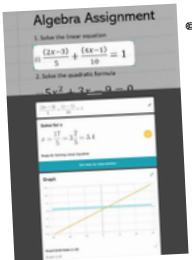
Scan and plot x-y data tables for linear/non-linear functions.

Instantly graph any equation to visualize the function and understand the relationship between variables.

Get interactive Step-by-Step explanations & Graphing calculator.




WRITING EQUATIONS



Write an equation on screen as you naturally do on paper

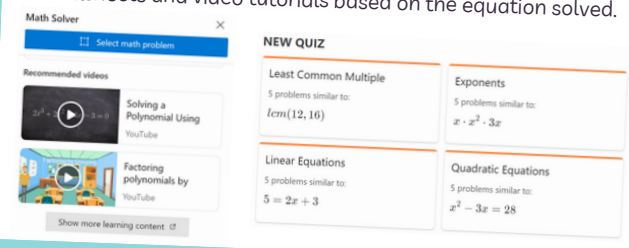
Scan printed or handwritten math problems

Type and edit using advanced scientific calculator



PRACTICE, PRACTICE, PRACTICE

Search for additional learning materials, such as related worksheets and video tutorials based on the equation solved.



WHERE CAN I USE MATH SOLVER?



ACCELERATE LEARNING WITH THE RIGHT TOOLS: FIND ADDITIONAL QUICK GUIDES TO GET STARTED