

Name: \_\_\_\_\_

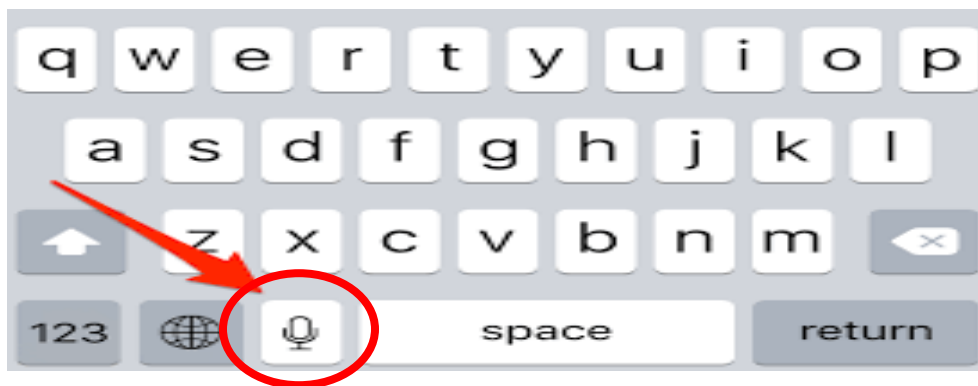
Try the tools on the iPad  
Check ✓ if you tried it  
Check ✓ if you will use it

## Notes app



These work with any apps on the iPad where you use the onscreen iPad keyboard!

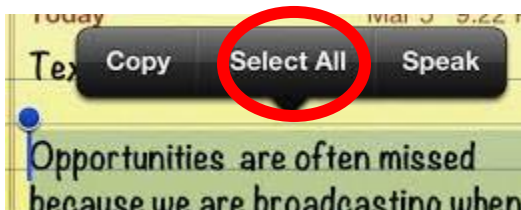
### 1. Enable Dictation (Microphone icon)



I tried this

I will use it

### 2. Speak Selection



I tried this

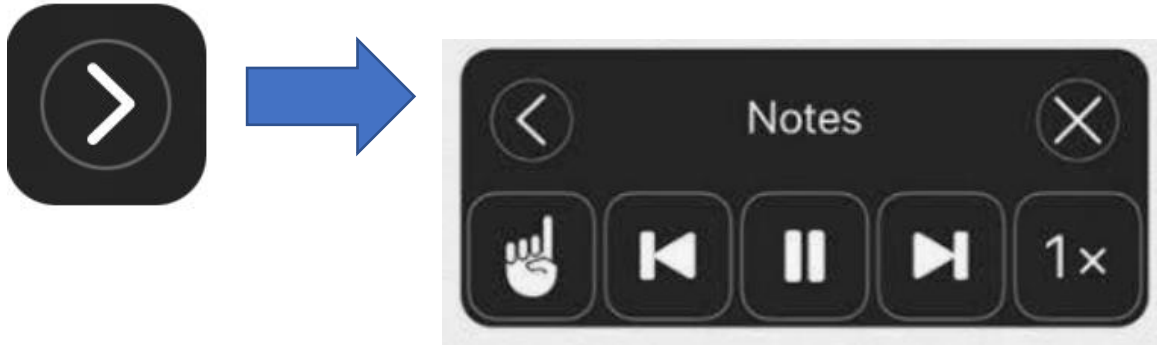
Tap Select All OR drag the blue dots around the text



Tap Speak

I will use it


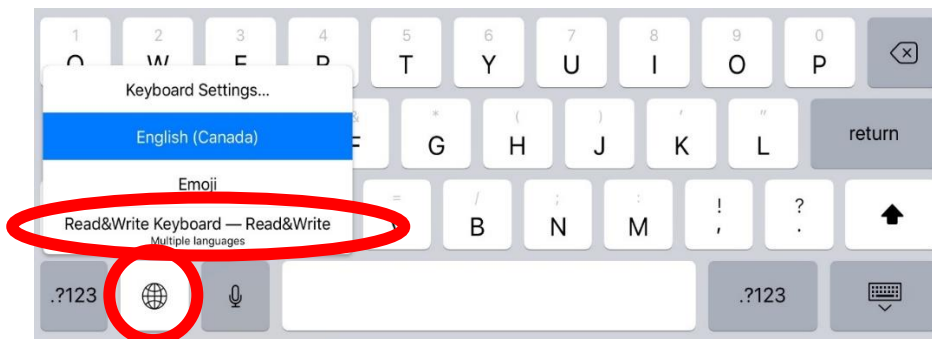
### 3. Speech Controller




- Tap any words, app icons, text and it will read out loud
- Can change the speaking rate
- 

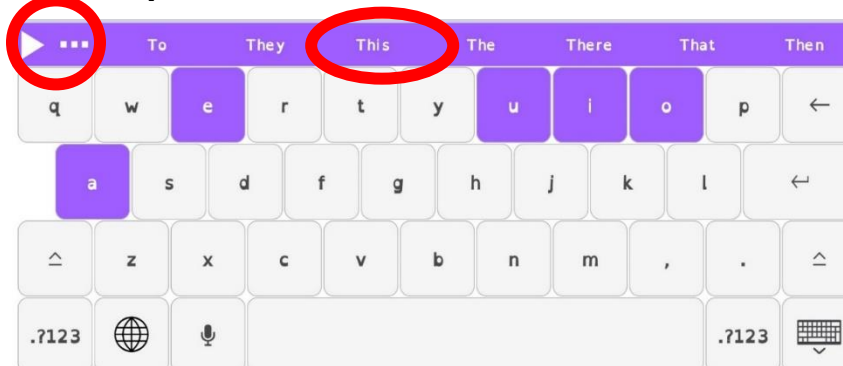
### 4. Read&Write keyboard

- Tap and hold World icon
- Pick Read&Write Keyboard




I tried this

- Tap to hear words
- Swipe up to insert word
- Tap Arrow  to hear the words out loud



I will use it

# Safari app



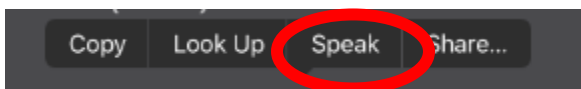
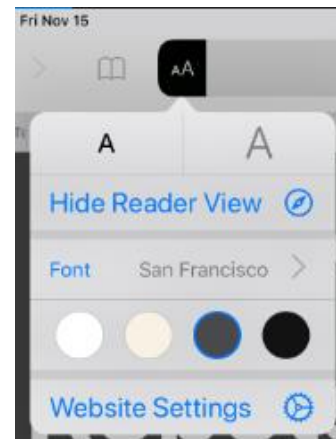
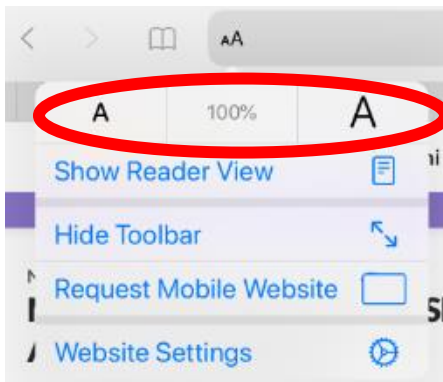

I tried this



## 5. Reader View

- Open an article in DOGO NEWS
- Tap **AA** tool
- Tap Show Reader View
- Tap **AA** tool
- Make changes
- Select text and then Speak

I will use it



**BONUS: Try "writing" Notes about the article using Read&Write or Enable Dictation**