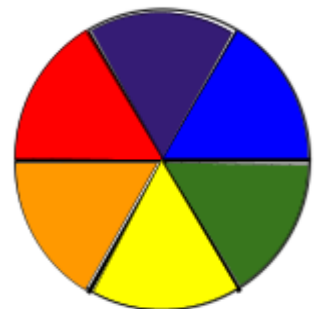
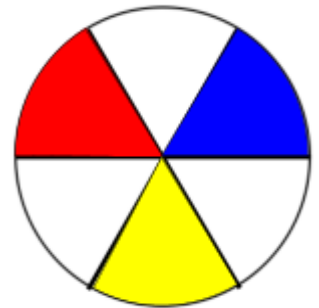


## Colour Wheel with Emotions

In this project, students will experiment with mixing paints to make colours, they will name the colours, and they will learn about how certain emotions are associated with those different colours.

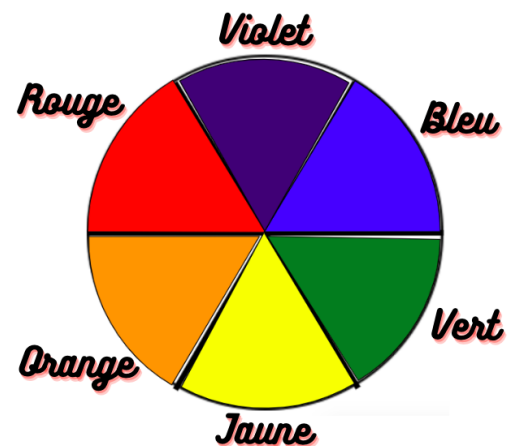
### Painting:

1. Students should take a paper plate, or draw a circle on a piece of paper.
2. Using a ruler, divide the circle in half and then add two more lines to make six segments.
  - If you're wanting a more advanced colour mixing activity, you can divide the circle into 12 segments for 12 different colours
  - If you're practicing measuring angles in math, you can measure the sections. Each section should be  $60^\circ$  for 6 sections, and  $30^\circ$  if you are making 12 sections.
3. Take the primary colours, and paint three different segments, leaving a blank in between each. (Now it should look like Image 1)
4. Mix red and blue equally to make purple, and paint the segment in between the red and blue.
5. Mix yellow and blue equally to make green, and paint the segment in between them green.
6. Mix the yellow and red equally to make orange, and paint the segment between them orange. Now it should look like image 2.
7. If you are choosing to do the 12 segment version, continue to mix colours equally to fill in the segments between the purple, orange, green and the primary colours (See images through link in footnotes)



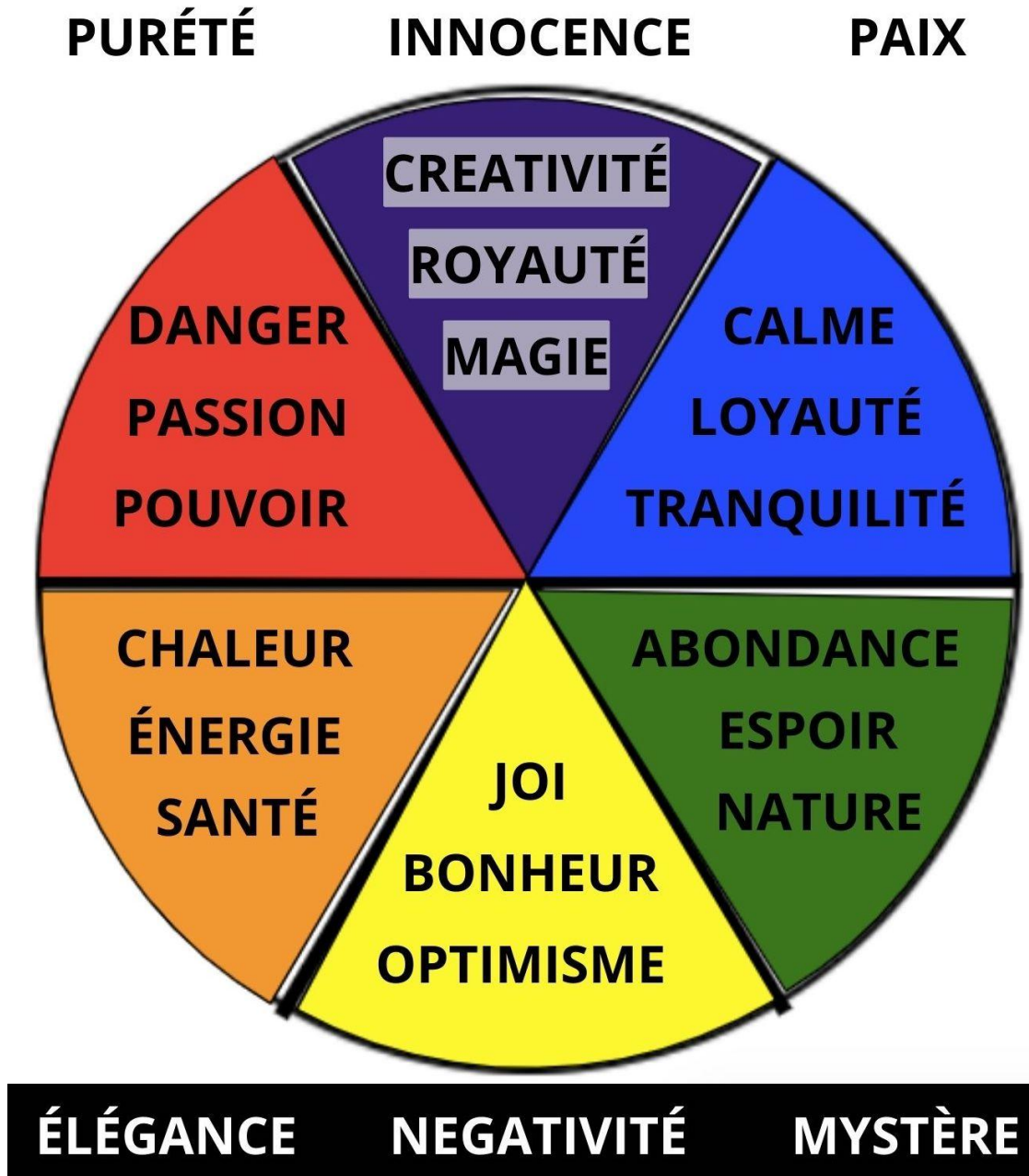
### French:

1. Students will label the colours with their French names on the outside of their circle.
  - Rouge, orange, jaune, vert, bleu, violet
2. Next students will learn about how colours evoke emotions. Some resources are included below for this.
3. After learning about emotions and colours, students will add an adjective in French to each part of their colour wheel. Below you will see some examples of adjectives in English and French associated with different colours.



**Resources for learning about colours that evoke emotions:**

1. Check at your library for the book “Color Monster” by Anna Llenas and read that together with the class, discussing associations with different colours.
  - o This book is also available in French at SD71 Schools if you are feeling ambitious!
2. Watch a video about [How Colours Affects Mood](#) (start at 8-10 seconds)



**PURENESS**

**INNOCENCE**

**PEACE**



**ELEGANT**

**NEGATIVITY**

**MYSTERY**