

## Saving / Printing text typed in OrbitNote on a PDF document

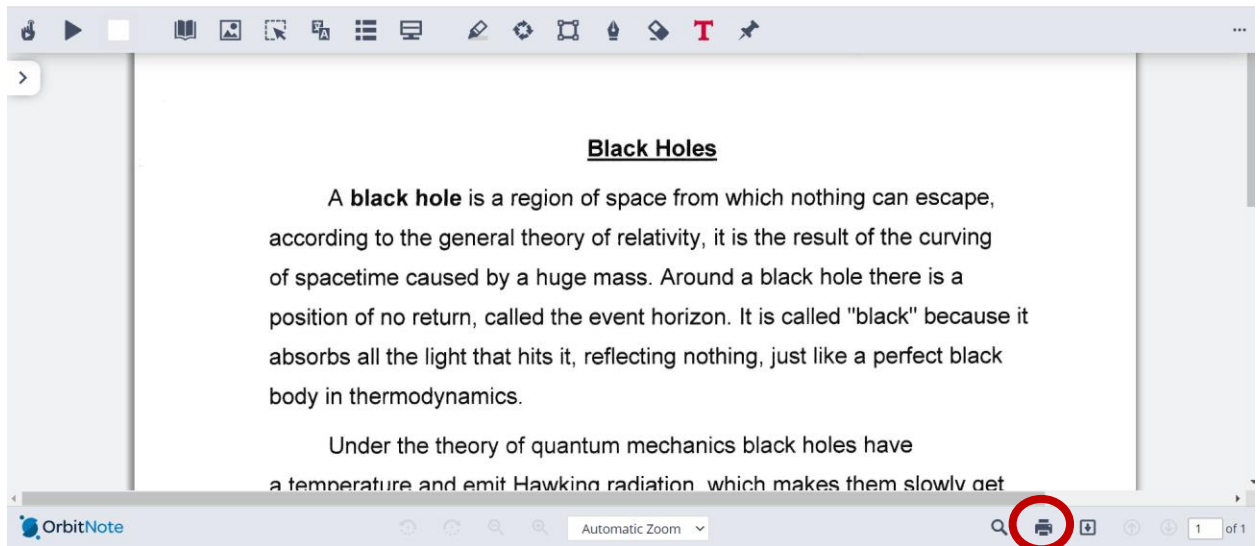
### Use Google Chrome or Edge with OrbotNote and Read & Write



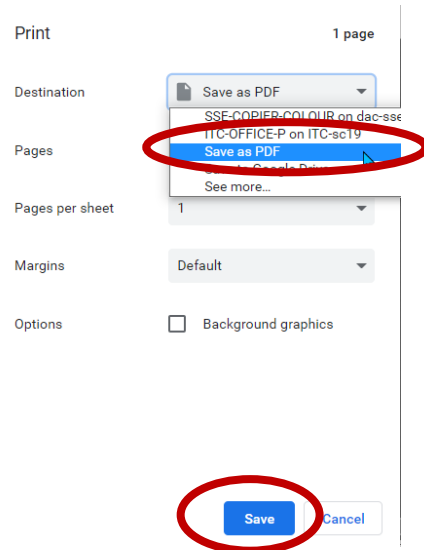
extensions installed

1. Once you have typed some text on to a PDF using OrbitNote you need to Print the text to a Saved PDF.

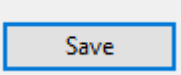
Click on the **Print icon**  (lower left)



2. Select **Save to PDF** in the Destination pull down. Select **Save**.



3. Navigate to where you would like to **Save**



OneDrive  > OneDrive - School District #71 (Comox Valley) or a different location.