

Downloading a PDF from Canvas to open in OrbitNote

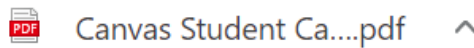

**The PDF needs to be a text based (accessible) PDF. This won't work for image PDFs.*


1. Open Canvas through the school or district website <https://www.comoxvalleyschools.ca/>

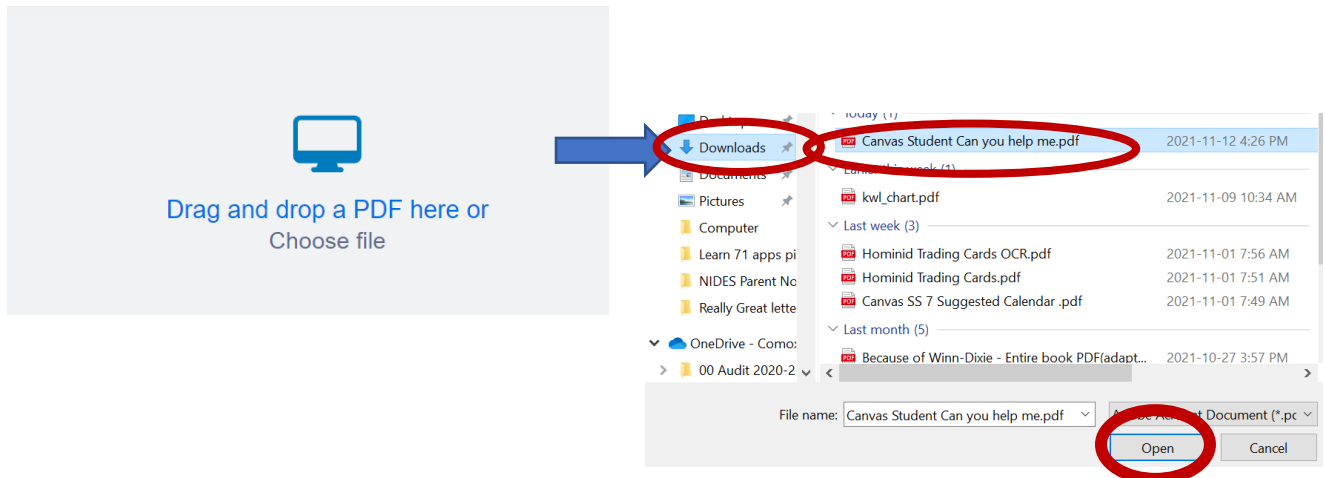


2. Find a PDF document in Canvas and click on the download arrow. It will download (lower left of the screen).

[Canvas Student Can you help me.pdf](#)



3. In Chrome or Edge browser click the **OrbitNote extension** . Select **Choose File** and navigate to your **Downloads** or to where a PDF file is saved on your desktop. Click **Open**.



4. The PDF will open with the OrbitNote Toolbar



Refer to the ***Saving/ printing an OrbitNote PDF document with annotated text input*** to find out how to save your new document.