

Lesson ~ Create something to make the world awesome

Big Ideas:

A positive personal and cultural identity is the awareness, understanding, and appreciation of all the facets that contribute to a healthy sense of oneself.

Everyone has a unique story to share.

Core Competencies:

C I can understand and share information about a topic that is important to me.

PS I take action to support diversity and defend human rights and can identify how diversity is beneficial for my community, including online.



Learning Target: Using stop motion animation to share a message, I take action to support diversity and defend human rights and can identify how diversity is beneficial for my community.

Driving question: “What will you create to make the world awesome?” which comes from a video found on YouTube called *A Pep Talk from Kid President to You* (3:27)

<https://www.youtube.com/watch?v=l-gQLqv9f4o>“



“...what will you create to make the world awesome? Nothing if you keep sitting there. That’s why I’m talking to you today. This is your time! This is my time! It’s our time, if we can make everyday better for each other, if we’re all on the same team let’s start acting like it. We got work to do. We can cry about it or dance about it! We were made to be awesome! Let’s get out there! I don’t know everything, I’m just a kid. But I know this, its everybody’s duty to give the world a reason to dance. So get to it. You’ve just been pep talked. Create something that will make the world awesome.”

Zooming in: Share some examples of projects created using Stop Motion Animation, inviting students to think about using this technology to create something to share a message about valuing diversity.

<http://www.youtube.com/watch?v=GSzCLf8tjP4> (2:06) Magic Water

<http://www.youtube.com/watch?v=EOvEhWfneUM> (3:55) Lego Mini Golf

<http://www.youtube.com/watch?v=8uOcBIJIQco> (1:23) Whiteboard Workout

Lesson ~ Create something to make the world awesome

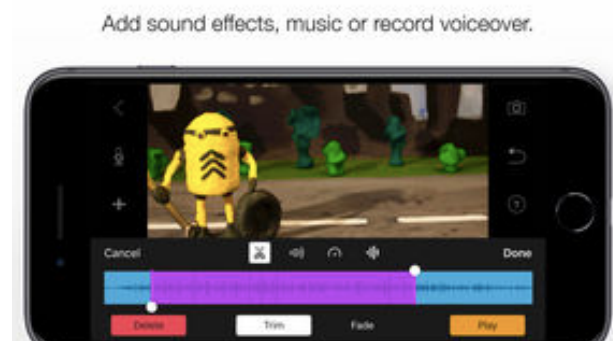
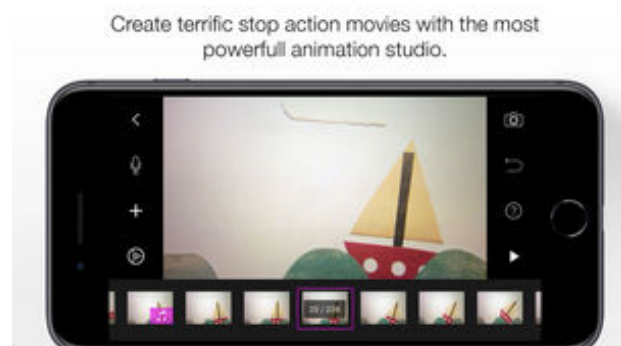
Working in teams of two, students will brainstorm ideas, come up with a concept, plan and shoot a stop motion short that focuses on bringing awareness to a problem or issue regarding diversity.

As part of the planning process, students are encouraged to draft their ideas first on paper (see following). Students will need to determine how they will use *Stop Motion Studio* to share their understanding of diversity. Students will also need to think about and determine what medium they will use (Lego, clay, whiteboard and dry erase marker...) and what their message will be.

Provide a demo and brief tutorial for using the app *Stop Motion Studio*.




Students can use their own devices (iPads, iPhones) or school iPads to create their stop motion clip. Necessary materials can be brought from home or will be provided at school. Time and space at school can be provided to capture and produce the projects.




Lesson ~ Create something to make the world awesome

Stop Motion Project ~ What is a difference maker?

Step 1: Determine the topic ~ What is our message about being a difference maker?



Main ideas ~ What do we want the viewer to understand?



Step 2 ~ Create a storyboard for approval BEFORE you begin shooting

A storyboard is a draft visual representation of the different shots (shot sketches) in the order they will appear in the finished work. *Your drawings can be simple stick figures.*

In addition, include:

1. a description of the materials you plan to use...(Lego, Clay, Whiteboards)
2. an audio description (where the narration comes in, or if there is music over the shot.)

Step 3~ Collect or create the stop motion on your device...

Step 4 ~ Add captions and edit your video clip...

Step 5~ Add your audio...

Lesson ~ Create something to make the world awesome

Team self-assessment:

What worked?
What was difficult?
What would you do differently next time?

As a team, respond to the criteria below by sharing specific evidence of your successes:

Criteria for Success	Emerging	Developing	Proficient	Extending
Our Stop Motion offers an informative, thought-provoking message about being a difference maker.				
Our Stop Motion includes eye-catching images and sound.				
Our message prompts the viewer to think differently about making a difference, and to take action.				
Our team worked well together ~ communicating with purpose (contributing ideas), thinking creatively, and sharing responsibility (learning from each other)				