







# Ipads in the Classroom






## I Need Some Good Apps:


1. Find the apps that you like. Some ways to do this:

- 🍏 Check the District Approved app list: learn71.ca Click on  then  then 
- 🍏 Use a google custom app search like this one developed by Obe Hostetter: <http://bit.ly/ipadappsearch>
- 🍏 Talk to other teachers and/or attend our Appy Hour – first one is **April 3<sup>rd</sup> 3:30-4:30 at Valley View Elementary** (all sharing 😊)
- 🍏 Check “**Apps Gone Free**” and other free app apps 

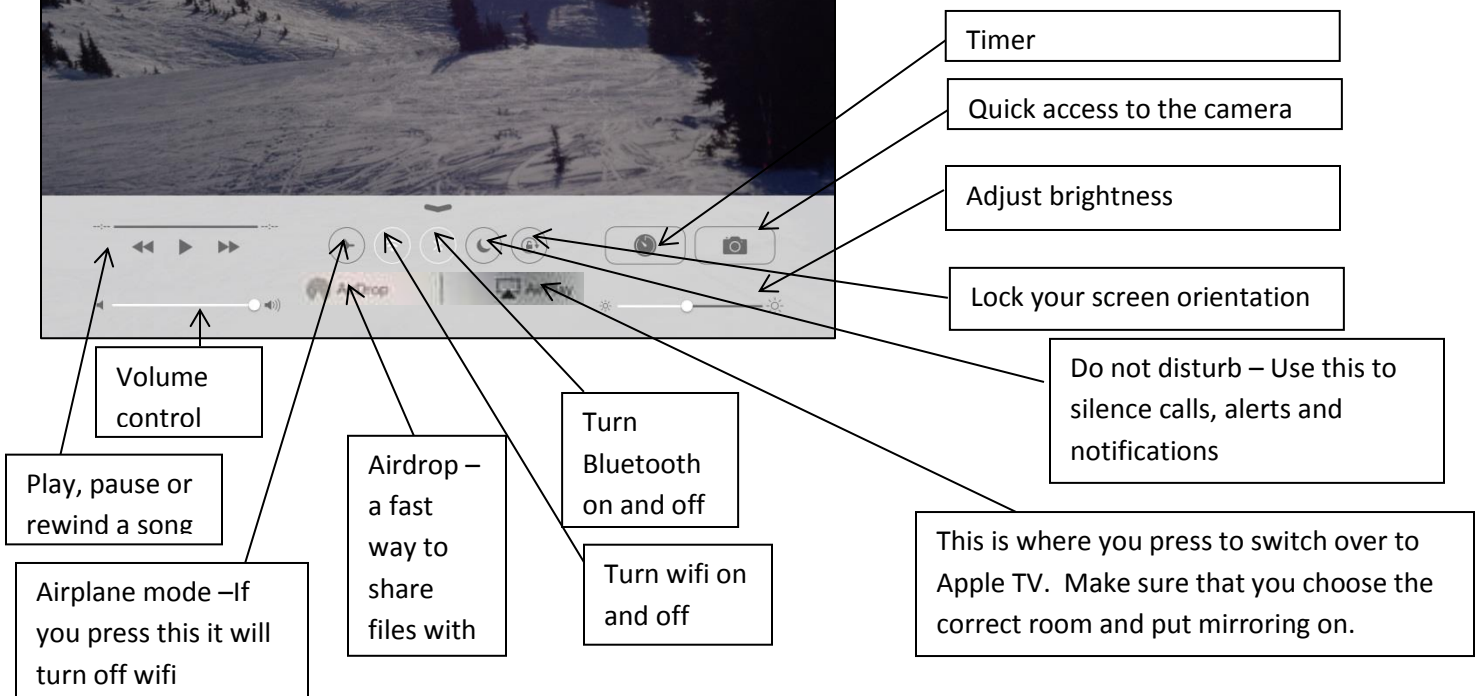
2. Follow the district protocol for using apps – you will need to check the **Privacy Policy** (see other handout). Don't get worried about this we can help you!

3. Send home a consent form if you need parent permission to use the app (yikes-what????). We have made one for you so this is not a big deal. To find it, go to Learn71.ca, , then , then on . Here you should be able to find a link to the consent forms. You will need to save them, change the names of the apps that you will be using and then print them out. You may want to write a note to the parents to encourage them to check the apps out for themselves and use them at home or pop in to see what you are doing.

## Using Apple TV: Avoiding some problems with Apple TV



Swipe up from the bottom of your iPad to connect. Here you will see this control center. Be careful what buttons you push.



You also want to make sure that you switch over to mirror the screen.

## Organizing your apps

Just so you don't end up with random apps all over your screen:





- Touch one app and hold your finger on the screen. This will cause your apps to all get Xs in the top left corner and jiggle.
- Use your finger to move like apps on top of each other.
- This will put them in a box with a category name at the top-You can name the box to go with the apps.
- Press the Home Button to get the apps to stop jiggling.









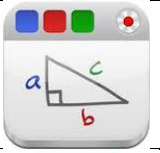




Don't forget to go into iTunes University and get the amazing course that Karen West and other teachers in our district put together! It has so much information!



# Let's Use Some Apps!

## Class Management

Class Dojo (Free)		Improve specific student behaviors and engagement by awarding and recording real-time feedback. You can also use this to keep track of homework and attendance. Parents can also check in to see how their child is doing. You can use this on your PC computer as well.
Too Noisy (Free-lite version)		Use this to control the noise level in your class.
Random Name Selector (Free)		The Random Name Selector is a Fun (and fair) way to select students for that special task or to answer that question.
Classroom Timer (Free)		A Simple Fun Timer, designed for teachers or anyone else who needs to set timed tasks for groups of children in a classroom or similar environment.






## Creation, presentations and Whiteboards:

<p>Sock Puppets (\$1.99-\$3.99)</p>		<p>This app is amazing for digital storytelling! You record puppet shows with props, puppets and backgrounds. It even changes your voice to suit the puppet! I think it would also be great for practicing languages.</p>
<p>Feltboard (\$2.99-\$1.49)</p>		<p>Create really neat feltboard designs with people, clothes, accessories, plants and more. Great for story telling for younger classes.</p>
<p>Draw and Tell (\$1.99-\$0.99)</p>		<p>A teacher I worked with in Surrey told me if you get one app for younger classes, get this one! It is a wonderful drawing program with stamps as well. You can record your drawing with your voice and pictures moving around.</p>
<p>Book Creator (\$4.99-\$2.49)</p>		<p>A simple and fun way to create books with your class using the iPads. Kids also like to use this one for presentations.</p>
<p>Popplet (\$2.49-\$4.99)</p>		<p>Use this to make mind maps with pictures and text. You can use it to brainstorm with your class or for them to use for projects. The lite one is free but you can only save one map.</p>
<p>Explain Everything (\$2.99-\$1.99)</p>		<p>An easy to use design, screen casting and interactive whiteboard tool. A very powerful tool for showing learning.</p>
<p>Educreations (Free)</p>		<p>Turns your Ipad into a recordable whiteboard (like explain everything but free and I think it might be a bit easier). This one is good for teacher you need to create an account.</p>
<p>Skype (Free)</p>		<p>Use Skype to introduce your class to an expert, an author, an astronaut...so many possibilities. Check out "Mystery Skype" and communicate with another class somewhere in the world!</p>
<p>Strip Designer (\$2.49-\$1.99)</p>		<p>This is an excellent comic strip designer app! You can take pictures and use them to create comics. This is a fun way for students to show learning in any subject.</p>
<p>My Story (\$3.99-\$1.99)</p>		<p>This is an easy app for kids to use to create books. Kids can make drawings, use stickers and record their voice on every page.</p>
<p>iMovie (Free with newer iPads or \$4.99-\$2.99)</p>		<p>This is an amazing app to use to create movies. Very easy to use!</p>


Stage (Free)		Interactive Whiteboard and Document Camera.
Keynote (Free with newer iPads or		This is Apple's equivalent to Powerpoint. It is very easy to use.




## Specific Subjects

### Math:

Schoolkit Math (Free)		A free toolkit for Math teaching-Like a Math whiteboard. Contains: numberlines, fractions, money (American), hundreds chart, ten frame and more!
Kahn Academy (Free)		Use this to show your class videos to explain Math concepts. This one starts at grade 3. Also has some Science, and a few other subjects.
Mathmateer (Free)		This is a super fun Math app for practice with multiplication, division, addition, subtraction, telling time and 3D shapes. Kids love it! For \$0.99-\$0.49 you can get the paid version which adds even more missions and Math concepts.
Operation Squad (\$2.99-\$1.49)		This awesome Math practice app allows 4 players to play at a time! Go head-to-head or work together to solve all the spinning equations before time slips through your fingers. In the fast-paced game that transforms solo play into a team adventure that's fun for learners of every age.
Math Tappers (Free)		If you have trouble finding these for the ipad in the app store, it is because they are intended for iphones-just press the place that reads "iPad Only" in the app search and change it to "iPhone Only". These simple and wonderful Math practice games are available for: Find Sums, Multiples, Clockmaster, Estimate Fractions, Equivalents, Numberline, and Carbon Choices.


### Reading and Phonics:

Teach Me Kindergarten (\$1.99-\$0.99)		Grades 1 and 2 also available. This is a great app for teaching basic Kindergarten phonics, sight words and number skills. Students collect coins to buy "stickers" and put them in scenes.
--	---	---

Wordwall (\$1.99-0.99)		Word recognition. There are memory games and words to drag to form words.
Futaba (Free)		This is a free version so only 2 people can play it. Otherwise this is a two player game for word recognition for children ages 4-8. Kids love it!
Futaba Classroom Edition (\$6.99-\$3.99)		The Classroom Edition allows 4 players and also has Math problems, word recognition and more. For grades 1-3.

## iBooks

There are tonnes of books and book apps that you can get for your iPads and they are awesome! Many of them are interactive and have games for the kids too. Keep your eyes on “Apps Gone Free” to grab them when they are free! You can also search in the app store under book and then Free. Some examples of free iBooks:



Disney Classics



ABC Sample



Lumi-livre



Scooby Doo

**If you would like support when you try any of these or have any questions, please contact me:  
kdawson@sd71.bc.ca**

